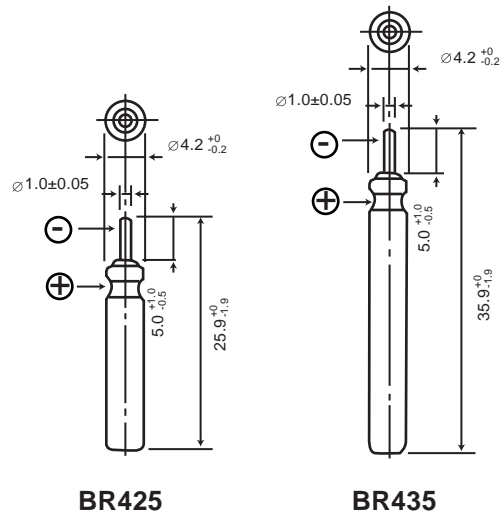


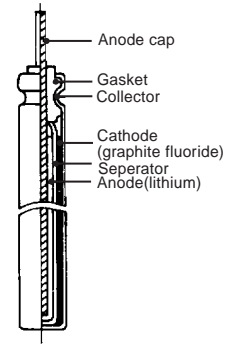
PIN TYPE LITHIUM BATTERIES



Dimensions (mm)



Cutaway view



Overview

Pin type lithium batteries were first introduced by Panasonic. The predominant use of pin type batteries has been as the power supply for LED night fishing floats.

Features

- **Voltage as high as 3 V, about twice that of dry batteries**
The nominal voltage is 3 V, about twice that of manganese and alkaline button batteries. A single pin type lithium battery can light an LED.
- **Unique slim pin shape**
They are slim, high energy-density batteries contained in an aluminum casing.

Applications

- LED night fishing floats
- Fishing pole tip lights
- Various illuminations
- Toys

PIN TYPE LITHIUM BATTERIES - CONTINUED

Specification Table

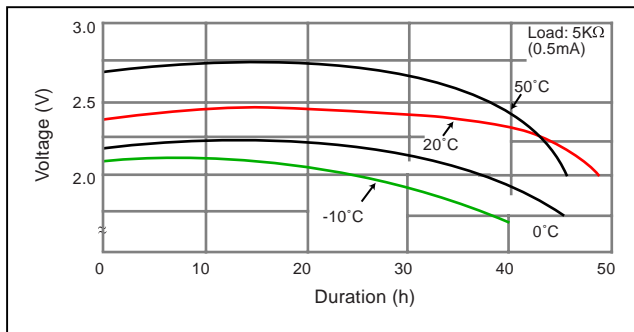
Model No.	JIS	IEC	Electrical characteristics 20°C				Dimensions (Max.)		Approx. weight (g)
			Nominal voltage (V)	Nominal capacity* ¹ (mAh)	Continuous drain		Diameter (mm)	Height (mm)	
					Maximum (mA)	Standard (mA)			
BR425	---	---	3	25	4	0.5	4.2	25.9	0.55
BR435	---	---	3	50	6	1	4.2	35.9	0.85

* 1 Nominal capacity shown above is based on standard drain and cut off voltage down to 2.5 V at 20°C

Individual data sheets

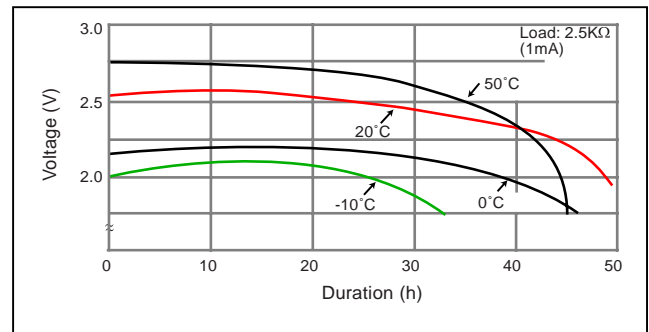
BR425

Discharge temperature characteristics

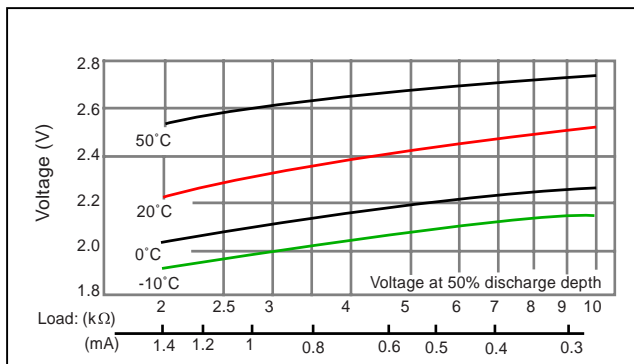


BR435

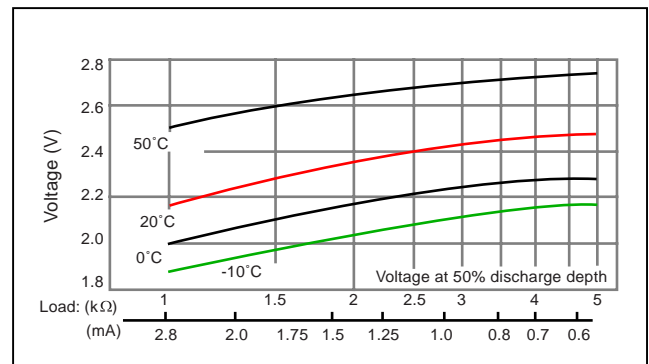
Discharge temperature characteristics



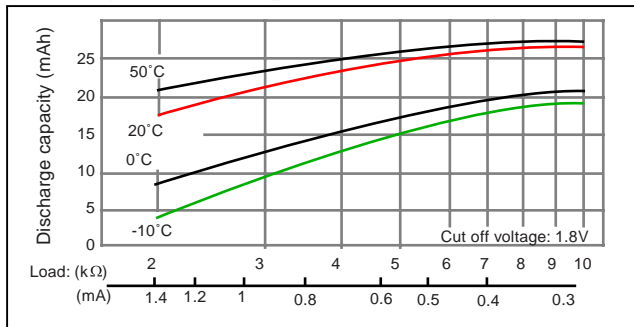
Discharge load vs. operating voltage



Discharge load vs. operating voltage



Discharge load vs. capacity



Discharge load vs. capacity

